

Quick Details

Place of Origin:	China (Mainland)	Brand Name:	ALL GLASS	Model Number:	AG-Formed Vision
Technique	Formed	Glass texture	Matrix / chicane / fortuitous square/petitesquare/lieve/C umulus/sabbia/aqua	Thickness	4mm/6mm/10mm/12mm
Certificates	CCC CSI CE	Lead time	Within 3-4 weeks	Payment terms	30% T/T in advance, and balance before shipment.
Samples	3-7days	Material:	Formed Glass	size	2440*1220mm/2440*3100mm As customer's required
Color:	Clear formed float glass Low iron formed glass-special request	Edges treatment		MOQ	1*20' GP

Specifications

1. Formed glass with CE CSI certification:
2. Really manufacturer of china
3. Really decorative Glass
- 4."0%" Damaged records of perfect packages.
5. Best Quality& Best price

Product Description





Formed Vision range of slumped glass are based on patterns that emulate organic textures and dramatic impressions in glass to provide a range of uniquely tactile glass surfaces.They can have cut outs and holes as required for installation and are toughened for safety.







ALLGLASS cooperation with Glassworks offer the highest quality glass products for commercial and high-end residential applications. A range of 3-dimensional glass panels that provide an unmatched glass surface.

Formed Vision Earth Range
Formed Vision Structure Range
Formed Vision range applications

1. The Formed Vision Earth Range is made up of four patterns that imitate natural occurring earth and ocean surfaces:

Texture	Pictures	Un-Standard Panel size	Standard Panel size	Glass Thickness
Lieve		2420mm×1220mm	2440mm×1220mm	Available glass thickness 4mm,6mm,10mm,12mm. Formed Vision glass will be toughened to meet safety requirements when requested. 4mm toughened available to 2 m ² & 6mm toughened available to 5m ² .
Cumulus		2420mm×1220mm	2440mm×1220mm	
Sabbia		2420mm×1220mm	2440mm×1220mm	
Aqua		2420mm×1220mm	2440mm×1220mm	

2. The Formed Vision Structure Range are mechanical based patterns, ideal for large commercial applications or more intricate applications such as doors or shower screens

Texture	Pictures	Maximum Panel Size	Standard Panel size	Glass Thickness
Matrix		3100mm×2400mm	1220×2440mm	Available glass thickness 4mm,6mm,10mm,12mm. Formed Vision glass will be toughened to meet safety requirements when requested. 4mm toughened available to 2 m ² & 6mm toughened available to 5m ² .
Chicane		3100mm×2400mm	1220×2440mm	
Fortuitous Square		3100mm×2400mm	1220×2440mm	
Petite Square		3100mm×2400mm	1220×2440mm	

3. The Formed Vision range is suited to a plethora of interior and exterior applications including:

Showerscreens and kitchen Splashbacks/Wall cladding/ Internal and external balustrading/Feature windows/Screening and partitions/Bars and nightclubs.....



LED lighting and cladding are also available options to exaggerate the patterns of a coloured wall. For a more natural and classic look, cladding to neutral colours or concrete surfaces has a stunning, aesthetic effect.

Formed Vision range application fields


Package of Formed Glass

1. Approximate container loading capacity

Variety	Standard panel size	Pcs/case	Case/Cnt	SQM/CNT	MT/CNT*200T
Formed Glass	2440 ×1220×6MM	30	16	1428.86	21.43
Formed Glass	2440 ×1220×8MM	22	16	1057.83	21.16
Formed Glass	2440 ×1220×10MM	18	16	857.32	21.43

Available in clear glass.
Or for an even higher quality finish with crystal effect.
low-iron glass and other size according to customer's requirements

2. "0%" Damaged records of perfect packages shown as follows:



Whatever the size is, a standard binding will be taken where just in need. Professional loading and fixing plus our advanced steel end-cap offer us safely and high efficiency solution. We great succeed deliver thousand containers glass without any breakage due to our package.

"0%" Damaged records of perfect packages

www.allglass.cn/ email: allglass@allglass.cn

All Glass Factory Working Line Show



◆ 玻璃百叶窗磨、洗组线
HIGH SPEED AUTOMATIC DOUBLE EDGER & WASHING LINE FOR LOUVER GLASS

◆ 直线磨边机
STRAIGHT LINE EDGE GRINDING MACHINE

◆ 热转印机、覆膜机、UV平板打印机
STR-RZY, LAMINATING MACHINE, UV PLATE PRINTER



◆ 玻璃钢化炉
TEMPERING FURNACE

◆ 高速全自动玻璃切割机
HIGH SPEED AUTOMATIC GLASS CUTTING LINE

◆ 高速全自动双边磨、洗组线
HIGH SPEED AUTOMATIC DOUBLE EDGER & WASHING LINE



◆ 热熔炉
FORMED FURNACE

Welcome to visit our factory.

Factory Working Line Show

www.allglass.cn/ email:allglass@allglass.cn